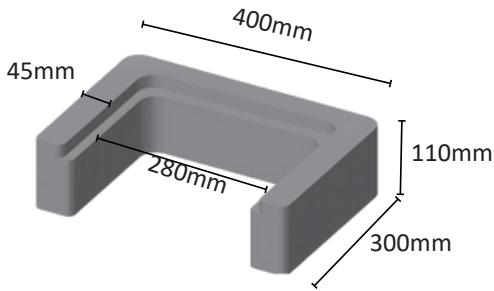




Roading and Civil Products

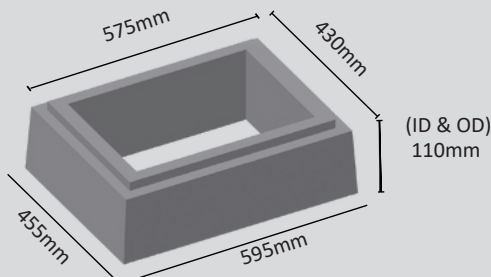
Product & Description



Gully Trap Surround

A handy way to protect and tidy drains, these covers help prevent debris from entering while keeping your outdoor spaces looking clean and well-maintained.

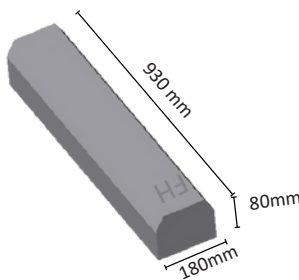
Weight: 11Kg



Fire Hydrant Base / Surround

Concrete surround for around yellow fire hydrant cover. Typically set into the road or footpath

Weight: 35Kg



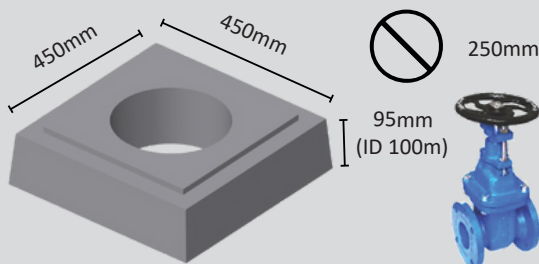
Fire Hydrant Marker Post FH/SV/AV

2 Types:

SV = Sluice Valve

AV = Air Valve

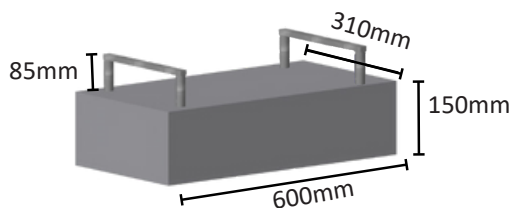
Weight: 26Kg



Sluice Valve Frame Base/Surround

Concrete surround for around Sluice Valve, as per picture

Weight: 34Kg



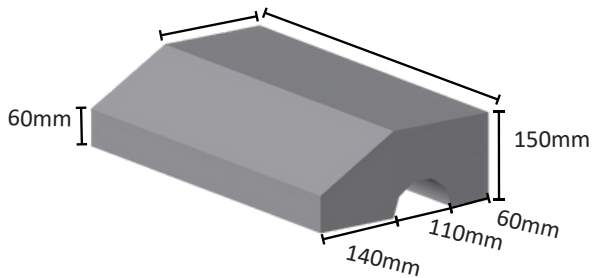
Thrust Blocks

D handle on both ends.

Used to anchor objects in the ground

Weight: 60Kg


Product & Description



Mountable Curb

Used in roading as an edge - such as traffic islands and crossings.

Weight: 38Kg

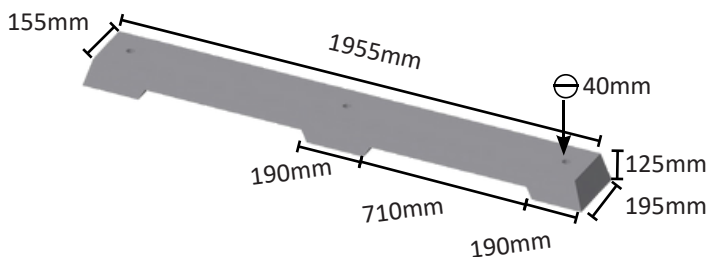


Side Entry Curb

Used in the side of the curb for stormwater entry into underground sumps.

1.3Tonne Lifting eye

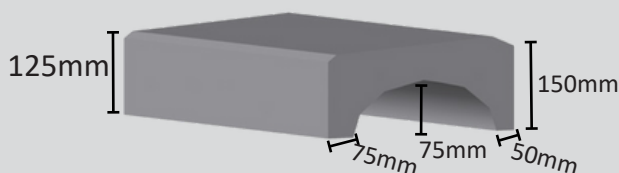
Weight: 119Kg



Car Stop

Typically used in commercial car parks as a buffer for vehicles. Also known as Wheel Stops.

Weight: 74Kg



Crossing Block

Gutter crossing blocks, Bridge blocks, used for crossing over deep gutters from the street and onto the driveways and footpaths

Available Weights & Sizes:

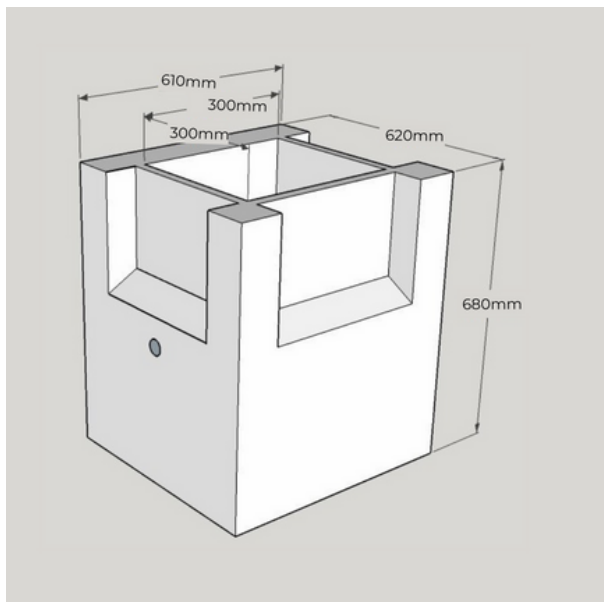
425x500 - 46Kg 450x500 - 47Kg

475x500 - 52Kg 450x600 - 55Kg

Product & Description

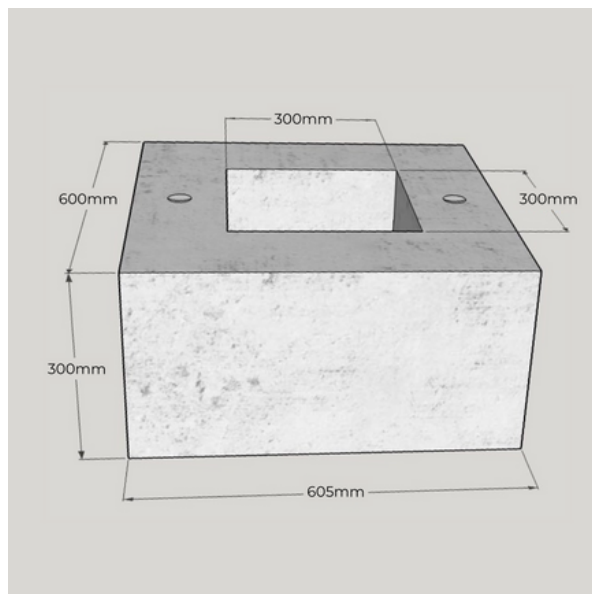
RSH1— House Sump

Risers to match: 100mm, 200mm or 300mm high



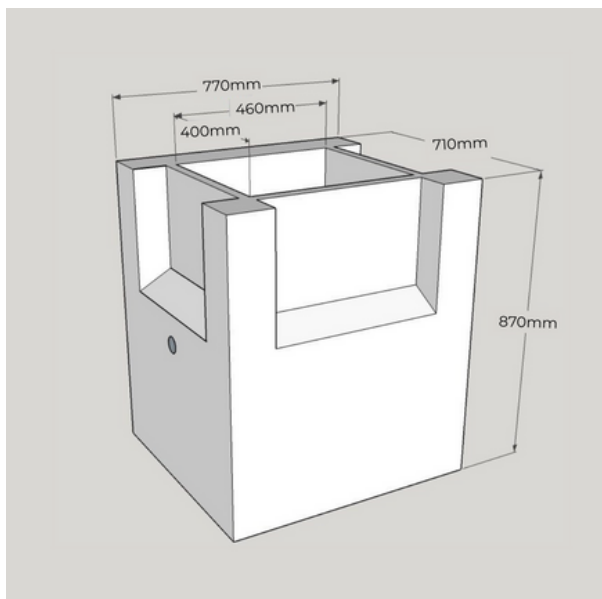
House Sump Riser

Available in: 100mm, 200mm or 300mm high



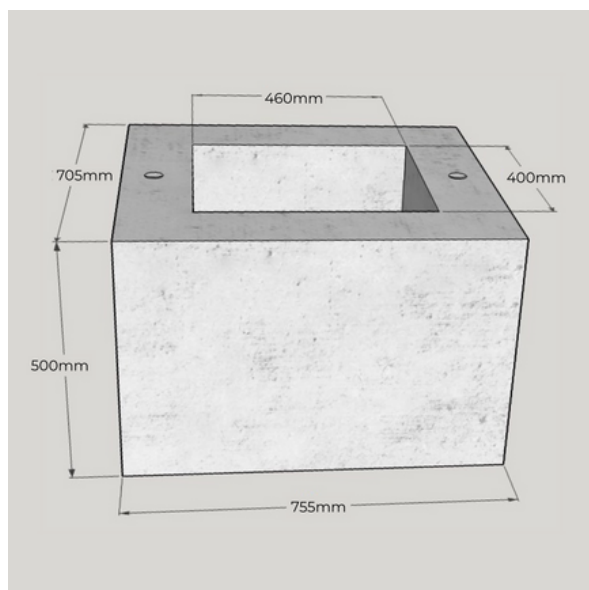
RS02— Single Sump

Risers to match: 100mm, 200mm, 300mm, 400mm or 500mm high



Single Sump Riser

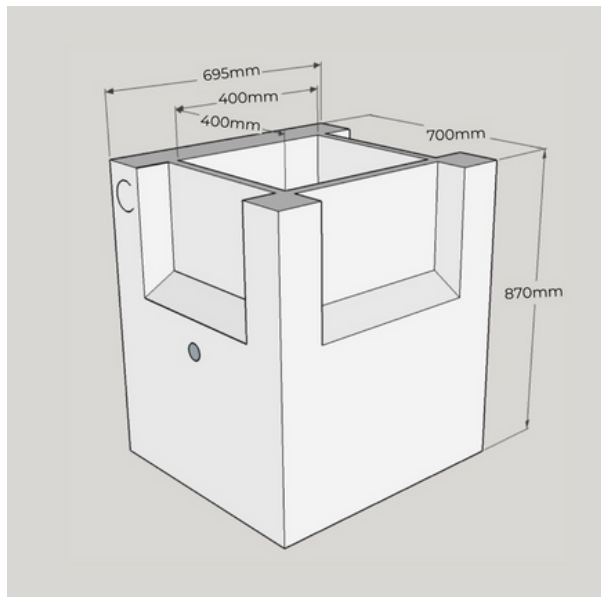
Available in: 100mm, 200mm, 300mm, 400mm or 500mm high



Product & Description

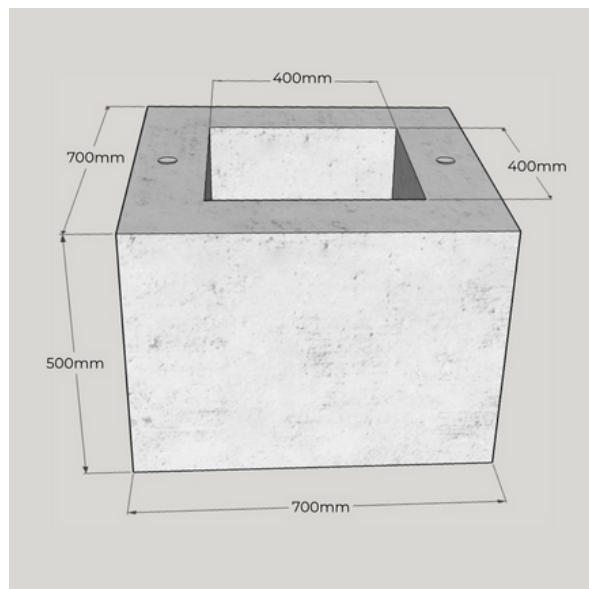
RS05— Corner Sump

Risers to match: 100mm, 200mm, 300mm, 400mm or 500mm high



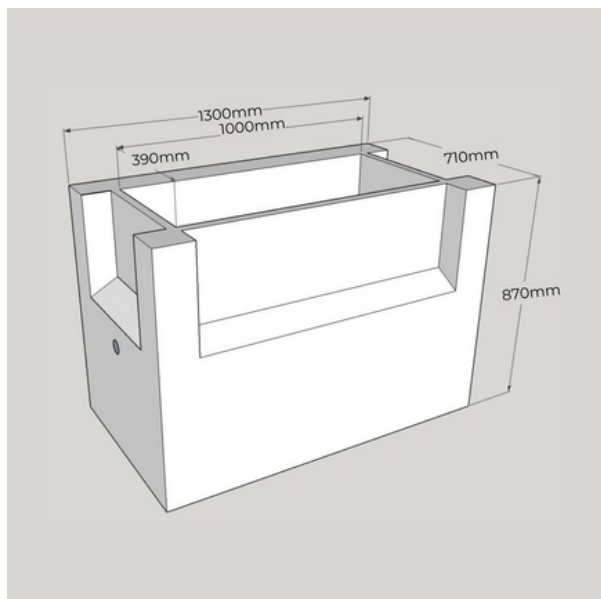
Corner Sump Riser

Available in: 100mm, 200mm, 300mm, 400mm or 500mm high



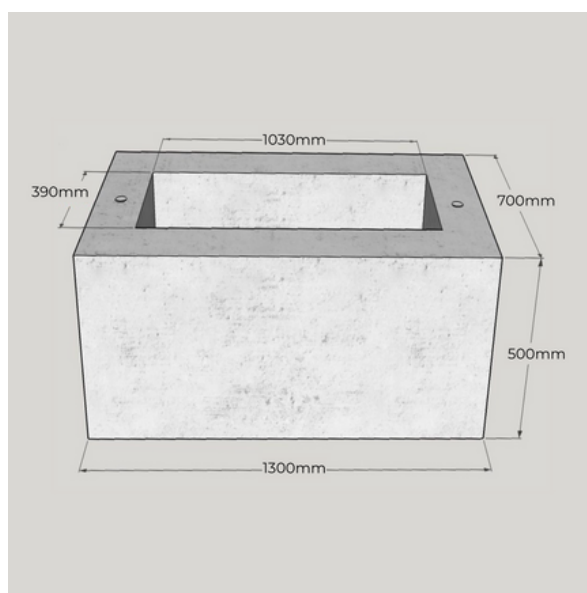
RS04— Double Sump

Risers to match: 100mm, 200mm, 300mm, 400mm or 500mm high



Double Sump Riser

Available in: 100mm, 200mm, 300mm, 400mm or 500mm high





Supplying NZ businesses with trusted
roading and civil products nationwide.

sales@urbanpaving.co.nz
027 435 2122

office@urbanpaving.co.nz
03 359 8625

575 Sawyers Arms Road, Harewood, Christchurch



Scan the QR code and head to our website
www.urbanpaving.co.nz for more information

Explore our other brands:



www.urbanpaving.co.nz | 03 359 8625 | 575 Sawyers Arms Road, Harewood