



URBAN PAVING

AND LANDSCAPE SUPPLIES



PAVINGRANGE

URBAN CONCRETE PAVING

Urban Paving have been in the business of manufacturing quality concrete pavers for 30 years. Over this time we have developed an extensive range of natural wet cast pavers to suit every style and add value to your outdoor space.

We have the quality and the range!

Available in 5 different textures and a variety of colours, whatever your budget and style, we have the concrete paving for you. Urban Concrete Pavers are made with the highest quality materials and locally sourced, sustainable products where possible. Each and every paver is carefully manufactured at our premises in Christchurch, where temperature, humidity and other variable conditions are controlled. This ensures your paving is of the highest quality and will stand the test of time.



STANDARD CONCRETE COLOURS




EXPOSED AGGREGATES



TEXTURES

We offer 5 different textures in our concrete paving range: Sandy, Smooth, Exposed Aggregate, Honed and Yorkstone, all of which meet slip resistance standards. Our range of sizes, colours and finishes means we have paving to suit every space and style.




Smooth textured pavers provide a classic and timeless look to your paved area. Smooth texture pavers are available in our standard Urban colours and we can also manufacture non-standard and custom colours.




Urban Paving's Sandy textured pavers have a grainy finish which is highly slip-resistant. A safer choice for pool surrounds or areas where weather conditions may compromise the surface grip of the pavers. Sandy texture pavers are available in our standard Urban colours and we can also manufacture non-standard and custom colours.



Exposed aggregate pavers showcase the aggregate and add a natural element to your paved area. Exposed aggregate pavers are available in our 4 standard styles and we can also manufacture custom pavers using your own supplied aggregate.



Honed pavers feature the subtle tones of natural aggregates from outback river stones and beach aggregates which are all exposed in a polished concrete finish. Urban offer 5 styles of honed concrete pavers and can also manufacture custom pavers using your own supplied aggregate.



Yorkstone pavers give a classic English slate look and are often laid in a random pattern. Yorkstone pavers are available in our standard Urban colours and we can also manufacture non-standard and custom colours.



Bullnose pavers are a smooth, rounded edge as an alternative to the standard straight edge. Most commonly used on pool edges and steps.

URBAN HONED CONCRETE PAVING

Urban Paving use natural products and modern technology to create a stylish range of Honed Concrete paving. From river and beach stones to sands and schists, our Honed pavers are made using the South Island's natural aggregates to create an engineered-smooth finished paver that offers superior performance and longevity.

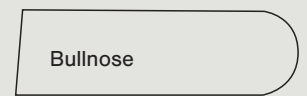
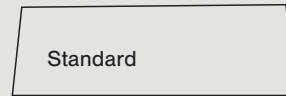
HONED CONCRETE PAVER COLOURS



Enhancement and Care of Honed Pavers

Honed pavers are a high value, quality product. We recommend sealing Honed pavers after their installation to ensure a superior finish.

CONCRETE PAVER PROFILES



Paving Sizes Nominal 40mm thickness

SIZE (MM)	NUMBER PER SQ M	KG PER PAVER	Honed Paving Sizes Nominal 38mm thickness
900 x 450	2.47	46	SIZE (MM)
600 x 600	2.8	32	600 x 600
600 x 300	5.5	16	600 x 300
500 x 500	4	22	500 x 500
500 x 250	8	11	500 x 250
450 x 450	5	18	450 x 450
400 x 400	6.25	15	400 x 400
400 x 200	12.5	7.5	400 x 200
300 x 300	11	8	300 x 300

Concrete Paving Available by Texture

Nominal 40mm thickness

SMOOTH	SANDY	YORKSTONE	EXPOSED AGGREGATE
900 x 450	900 x 450	-	900 x 450
600 x 600	600 x 600	600 x 600	600 x 600
600 x 300	600 x 300	600 x 300	600 x 300
500 x 500	500 x 500	-	500 x 500
500 x 250	500 x 250	-	500 x 250
450 x 450	-	-	450 x 450
400 x 400	400 x 400	-	400 x 400
400 x 200	-	-	400 x 200
300 x 300	300 x 300	300 x 300	300 x 300

Bullnose Paver Sizes

Nominal 40mm thickness

SMOOTH	SANDY	EXPOSED AGGREGATE
600 x 300	600 x 300	600 x 300
500 x 500	500 x 500	500 x 500
300 x 300	300 x 300	300 x 300

NB: Paving sizes are nominal, we recommend having a grout line of 9-15mm between pavers to allow for any small variations.

URBAN PORCELAIN PAVING

Urban's Porcelain range has proven itself as a real standout in our Paving collection. More than just a beautiful paver, these engineered flagstones sourced from China are designed to withstand the tough New Zealand conditions and can handle whatever life throws at them.

We call it "Life Resistant"

Made from tough compressed material that is glazed and fired in a kiln at over 1000°C, Outdoor Porcelain Paving is dense, strong, and highly abrasion-resistant, making it extremely hard-wearing, highly stain-resistant and colour fast.

Outdoor Porcelain Paving is the ideal option for your landscape. It not only provides a stunning aesthetic but is incredibly practical too. Designed with a special texture, the surface is highly slip and stain resistant making it a safe and low maintenance choice.

Being extremely durable, Porcelain Pavers maintain their colour and finish for years with minimal maintenance.

If you are looking for a stunning, low maintenance option for your outdoor area, choose Outdoor Porcelain Paving.

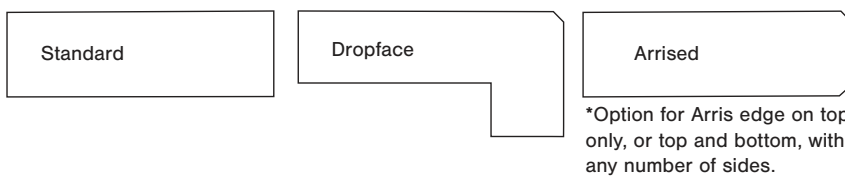


Porcelain Platinum

PORCELAIN PAVER COLOURS



PORCELAIN PAVER PROFILES



Our Porcelain Range is available in:

600x600x20mm

600x400x60/20mm Dropface

600x300x60/20mm Dropface

Arrised Edge and Custom

Dropface sizes are able to be

manufactured to order.

PAVER COMPARISON CHART

	CONCRETE PAVERS	NATURAL STONE PAVERS	PORCELAIN PAVERS
Slip resistant	Y	Y	Y
Stain resistant	When sealed	When sealed	Y
UV resistant	N	Y	Y
Maintains colour	When sealed	Y	Y
Dimensionally accurate	+/- 2mm	+/- 2mm	Y
Low maintenance	When sealed	When sealed	Y
Requires sealing	Optional	Optional	N
Extremely dense	N	Y	Y

URBAN NATURAL STONE PAVING

BLUESTONE

Urban Bluestone provides a contemporary feel while still retaining its unique charm and character.


Part of this charm is the honeycombing that runs through the stone; a naturally-occurring pitted pattern which creates a pumice-like texture. Available in Standard and Dropface finishes, Bluestone is a stunning choice for all outdoor areas.

BLUESTONE PAVER SIZES

BLUESTONE	
TEXTURE	SAWN
Stock sizes available (mm)	900 x 600 x 20
	600 x 600 x 20
	600 x 300 x 20
Dropface Copings	600 x 400 x 60/30
	600 x 300 x 60/30
	Corner Pieces: Int 480 x 480 x 60/30 ext 400 x 400 x 60/30

Custom sizes and shapes available on request.

BLUESTONE TEXTURE



Bluestone installed by New Vision Pools

GRANITE

Urban Granite has become an increasingly popular choice for paving due to its superior slip resistance.

These super durable, low maintenance pavers available in black, grey and white in a modern Standard, Dropface and Double Pencil Edge finish make an impressive statement in your landscape.

GRANITE PAVER SIZES

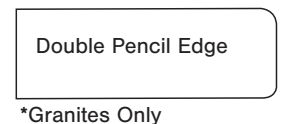

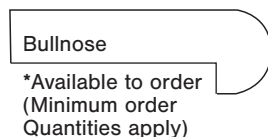

BLACK, GREY, WHITE	
TEXTURE	FLAMED
Stock sizes available (mm)	600 x 600 x 20
Copings (mm)	Dropface 600 x 400 x 60/30 600 x 300 x 60/30
	Dropface Corner Pieces int 480x 480 x 60/30 ext 400x 400 x 60/30
	Double Pencil Edge 600 x 300 x 30

Custom sizes and shapes available on request.

GRANITE COLOURS



NATURAL STONE PAVER PROFILES



URBAN NATURAL STONE PAVING

INDIAN SANDSTONE

Indian Sandstone has a special character all of its own with each paver being unique in both colour and texture.

Being extremely hardwearing it weathers beautifully in our natural environment. Available in Standard and Dropface finishes, Sandstone is a beautiful paver for any outdoor space.




INDIAN SANDSTONE PAVER SIZES

CLOUD OR WALNUT	
TEXTURE Stock sizes available (mm)	NATURAL SPLIT
	900 x 600 x 20
	600 x 600 x 20 600 x 300 x 20
Copings (mm)	Dropface 600 x 400 x 60/30



WAITAHA PAVING - NEW ZEALAND STONE

Waitaha Paving is a natural stone sourced from New Zealand's rugged West Coast. Its distinctive grey hue and irregular shapes capture the raw beauty of the landscape. Durable and versatile, this stone is ideal for outdoor areas, pathways, pool surrounds, and fire features, providing a stunning, natural look that complements any environment. This natural stone is available in random shapes and sizes varying from 300mm to 700mm.



NATURAL STONE SETTS

Bring timeless charm to your outdoor area with our Natural Stone Setts. Crafted from high-quality stone, these cobbles have been used for centuries to create beautiful, durable surfaces. With a range of colours and options available, our setts are ideal for everything from decorative borders to robust driveways and pedestrian pathways. Whether you're enhancing a garden path or constructing a driveway, these natural stones offer a lasting, elegant solution that blends seamlessly with any landscape.



The Black Granite Setts are naturally split on all sides, whereas the Bluestone setts have sawn sides and a split top.

